


AUDITORY STIMULATION WORD LIST

FINAL /TS/



Instructions: This word list should be read to the child with amplification for 1 to 2 minutes at the beginning and end of each speech therapy session when implementing the cycles approach. For more detailed information about the cycles approach, see [Graham Speech Therapy's Resources](#).

To be used in conjunction with the [Bjoreem Speech Cycles Decks](#).


ANTS	OUTS	CARTS	FRUITS	DENTS
HITS	TENTS	GOATS	DIGITS	COLTS
SHUTS	PUTS	PANTS	BENEFITS	HURTS
SPITS	ROTS	AUNTS	ADULTS	SPOTS
RENTS	BELTS	SPORTS	COURTS	VENTS
POUTS	PARTS	YACHTS	ROCKETS	JETS
ROOTS	MEATS	FAINTS	TICKETS	PITS
SITS	COATS	DONUTS	VAULTS	SUMMITS

Follow @grahamspeechtherapy for tips, tricks, and how-to videos!



AUDITORY STIMULATION WORD LIST

FINAL /PS/



Instructions: This word list should be read to the child with amplification for 1 to 2 minutes at the beginning and end of each speech therapy session when implementing the cycles approach. For more detailed information about the cycles approach, see [Graham Speech Therapy's Resources](#).

To be used in conjunction with the [Bjorem Speech Cycles Decks](#).


JEEPS	BEEPS	CHAMPS	TAPS	WARMUPS
STAMPS	BUMPS	CHOPS	DROOPS	SITUPS
SCRAPS	WIMPS	CROPS	SCRAPS	SLEEPS
CHOMPS	JUMPS	FLOPS	CLAPS	BUMPS
CHIRPS	MAPS	STEPS	SLURPS	DROPS
SWEEPS	LIPS	WHIPS	STRAPS	LUMPS
HOOPS	RAPS	TIPS	SNOOPS	WRAPS
CAMPS	DIPS	TEACUPS	CHEAPS	PEEPS

Follow @grahamspeechtherapy for tips, tricks, and how-to videos!



AUDITORY STIMULATION WORD LIST

FINAL /KS/



Instructions: This word list should be read to the child with amplification for 1 to 2 minutes at the beginning and end of each speech therapy session when implementing the cycles approach. For more detailed information about the cycles approach, see [Graham Speech Therapy's Resources](#).

To be used in conjunction with the [Bjorem Speech Cycles Decks](#).


CORKS	BUCKS	LEAKS	PLANKS	LIKES
PICKS	FOLKS	RINKS	CLICKS	COKES
PARKS	PICKS	TALKS	RAKES	HIKES
HUNKS	SEEKS	WALKS	SHUCKS	POKES
ROCKS	DOCKS	WEEKS	TRACKS	LAKES
WICKS	FORKS	STOCKS	BAKES	HIKES
YOLKS	DUCKS	SHAKES	CAKES	SMOKES
COOKS	OINKS	MAKES	BIKES	CHOKES

Follow @grahamspeechtherapy for tips, tricks, and how-to videos!



AUDITORY STIMULATION WORD LIST

INITIAL /SP/



Instructions: This word list should be read to the child with amplification for 1 to 2 minutes at the beginning and end of each speech therapy session when implementing the cycles approach. For more detailed information about the cycles approach, see [Graham Speech Therapy's Resources](#).

To be used in conjunction with the [Bjorem Speech Cycles Decks](#).


SPIRIT	SPLIT	SPINY	SPONGE	SPOUT
SPACE	SPREAD	SPURT	SPLASH	SPUD
SPOOL	SPICE	SPRITE	SPEND	SPUTTER
SPUD	SPILT	SPEEL	SPEECH	SPOIL
SPORT	SPINE	SPOOKY	SPEEDY	SPINNER
SPIES	SPOOF	SPOKEN	SPEAR	SPECK
SPILL	SPOOK	SPOUSE	SPACER	SPARKLE
SPIKE	SPOTS	SPOTTY	SPUR	SPAM

Follow @grahamspeechtherapy for tips, tricks, and how-to videos!



AUDITORY STIMULATION WORD LIST

INITIAL /ST/



Instructions: This word list should be read to the child with amplification for 1 to 2 minutes at the beginning and end of each speech therapy session when implementing the cycles approach. For more detailed information about the cycles approach, see [Graham Speech Therapy's Resources](#).

To be used in conjunction with the [Bjorem Speech Cycles Decks](#).


STEAM	STOLE	STALL	STUNG	STRIPE
STACK	STONE	STUFF	STALK	STRAIGHT
STOCK	STEWED	STUN	STOOP	STRAW
STITCH	STIFF	STUCK	STAT	STICKY
STEAK	STATUS	STAGE	STUB	STINKY
STAMP	STAYED	STEER	STYE	STARE
STURDY	STAPLE	STAG	STUD	STASH
STORED	STAFF	STILL	STATE	STATUE

Follow @grahamspeechtherapy for tips, tricks, and how-to videos!



AUDITORY STIMULATION WORD LIST

INITIAL /SK/



Instructions: This word list should be read to the child with amplification for 1 to 2 minutes at the beginning and end of each speech therapy session when implementing the cycles approach. For more detailed information about the cycles approach, see [Graham Speech Therapy's Resources](#).

To be used in conjunction with the [Bjorem Speech Cycles Decks](#).


SKIS	SKIMP	SKYDIVE	SCUBA	SCUM
SKID	SKIRT	SKELETON	SKIPPER	SCALE
SKIM	SCAM	SKIN	SCOUT	SKIING
SKETCHER	SKIN	SKULL	SKILLS	SCALE
SKIP	SKATED	SKINNY	SCARED	SKIT
SKATER	SKETCH	SCANT	SKATED	SCALP
SKATE	SKYWALKER	SCONE	SCORCH	SCULL
SKID	SKITTLE	SCOWL	SCAB	SCARF

Follow @grahamspeechtherapy for tips, tricks, and how-to videos!



AUDITORY STIMULATION WORD LIST

INITIAL /SM/



Instructions: This word list should be read to the child with amplification for 1 to 2 minutes at the beginning and end of each speech therapy session when implementing the cycles approach. For more detailed information about the cycles approach, see [Graham Speech Therapy's Resources](#).

To be used in conjunction with the [Bjorem Speech Cycles Decks](#).


SMOG	SMOGGY	SMOOTHIE	SMOGGY	SMALLEST
SMELLY	SMOOTHER	SMOLDER	SMEARED	SMALLPOX
SMOOCH	SMACKED	SMOOTHER	SMOKER	SMERK
SMOKES	SMALLER	SMACK	SMILING	SMELLING
SMUDGE	SMASH	SMOKIER	SMIDGE	SMACKING
SMOOTH	SMILY	SMITTEN	SMASHER	SMOOSH
SMIRK	SMUGGLE	SMELLED	SMACKS	SMELLER
SMEAR	SMOTHER	SMASHED	SMOOCHES	SMALLISH

Follow @grahamspeechtherapy for tips, tricks, and how-to videos!



AUDITORY STIMULATION WORD LIST

INITIAL /SN/



Instructions: This word list should be read to the child with amplification for 1 to 2 minutes at the beginning and end of each speech therapy session when implementing the cycles approach. For more detailed information about the cycles approach, see [Graham Speech Therapy's Resources](#).

To be used in conjunction with the [Bjorem Speech Cycles Decks](#).


SNUB	SNACKS	SNEERING	SNAZZY	SNEAKERS
SNAIL	SNAPPY	SNARING	SNUGGLE	SNAPPER
SNAKE	SNOWSUIT	SNARLE	SNEEZE	SNOB
SNIFF	SNOOTY	SNOWY	SNOWMEN	SNACKER
SNEAK	SNOOZE	SNOWMAN	SNEAKY	SNOWSHOE
SNEER	SNORING	SNORKEL	SNOWBALL	SNOWFALL
SNOOPY	SNIFFS	SNEEZY	SNORT	SNIP
SNOUT	SNIFFLE	SNOWBOARD	SNICKERS	SNAPS

Follow @grahamspeechtherapy for tips, tricks, and how-to videos!



AUDITORY STIMULATION WORD LIST

INITIAL /SW/



Instructions: This word list should be read to the child with amplification for 1 to 2 minutes at the beginning and end of each speech therapy session when implementing the cycles approach. For more detailed information about the cycles approach, see [Graham Speech Therapy's Resources](#).

To be used in conjunction with the [Bjoreem Speech Cycles Decks](#).


SWITCH	SWAN	SWEAT	SWALLOW	SWEEP
SWELL	SWAP	SWINE	SWIMMER	SWEATER
SWARM	SWARM	SWIVEL	SWOOPED	SWADDLE
SWUNG	SWAT	SWIFT	SWEEPER	SWEETENER
SWOOP	SWAY	SWAMPY	SWEETEN	SWINDLE
SWEPT	SWAG	SWAGGER	SWIFTLY	SWISH
SWINDLER	SWEET	SWEATY	SWING	SWITCH
SWAMP	SWIMS	SWAB	SWIZZLE	SWEATIER

Follow @grahamspeechtherapy for tips, tricks, and how-to videos!



AUDITORY STIMULATION WORD LIST

INITIAL /SL/



Instructions: This word list should be read to the child with amplification for 1 to 2 minutes at the beginning and end of each speech therapy session when implementing the cycles approach. For more detailed information about the cycles approach, see [Graham Speech Therapy's Resources](#).

To be used in conjunction with the [Bjorem Speech Cycles Decks](#).

SLAW	SLOWER	SLEEK	SLIPPER	SLEPT
SLED	SLUFF	SLUSHY	SLUMBER	SLACKS
SLID	SLY	SLOWING	SLASH	SLIME
SLIM	SLOTH	SLURP	SLEEP	SLEET
SLACK	SLIDER	SLAM	SLING	SLIMY
SLUMP	SLACKER	SLOPPY	SLAB	SLICE
SLOWED	SLOWLY	SLEDDING	SLAMMING	SLIGHT
SLEEVE	SLACKS	SLEW	SLACKER	SLITHER

Follow @grahamspeechtherapy for tips, tricks, and how-to videos!

